

EXPERIENCES HIGHLIGHT

Awana SkyWay

A cable car ride to enjoy the spectacular bird's-eye view of Genting SkyWorlds.

Skytropolis Indoor Theme Park

Spanning over 200,000 sq ft, Skytropolis Indoor Theme Park promises endless fun for everyone with over 20 rides and experiences.

Ripley's Believe It or Not! ODDITORIUM

Ripley's Believe It or Not! ADVENTURELAND

Ripley's Adventureland is a unique family entertainment experience for young and old alike. Let's embark on an intriguing expedition into excitement where imagination comes alive.

Central Park

Enjoy an after-park experience via SkyAvenue Gateway entrance and Park Avenue Lounge.

FOOD & BEVERAGE HIGHLIGHTS

11



The most authentic classic steakhouse experience brought all the way from New York.

12



Enjoy your afternoon high tea with a fabulous view of the park.

13



Choose from a spread of local and Middle Eastern delights at Genting SkyWorlds' Halal restaurant!

14

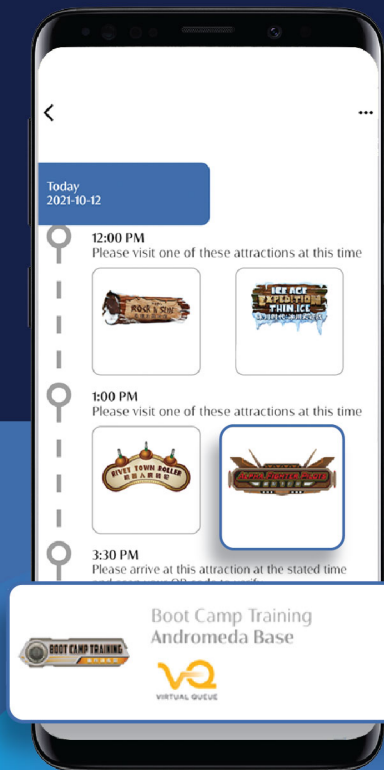


A must-visit grab & go hotspot with its signature Roasted Duck Rice.

ITINERARY PLANNER

Meet the Itinerary Planner, your personal intelligent assistant designed to plan a personalised day of adventure at Genting SkyWorlds for you! Powered by smart technology, the Itinerary Planner is capable of generating itineraries with just a single tap, using data collected through guest insights and behaviours, your preferences, as well as your VQ reservations.

To maximize your experience at Genting SkyWorlds, the planner allows you to earn rewards such as discount vouchers or additional VQ reservations – all you need to do is check in at the suggested attractions and restaurants. So the more you experience, the more you enjoy!




VQ EXPERIENCE



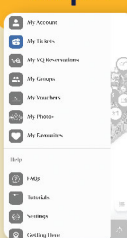
VQ is our Virtual Queue reservation and itinerary planning service that allows you to make reservations for selected attractions and experiences prior to and during your Genting SkyWorlds visit. Most attractions offer a standby entrance, but some attractions are only available with a VQ reservation. Please check the Genting SkyWorlds app for details.

Step 1



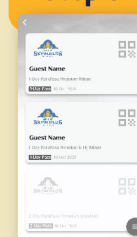
Download the official mobile app and create your own account with your mobile phone number or email address, or login using your Genting Rewards membership ID.

Step 2



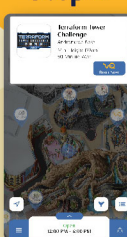
After login, select "My Tickets" to scan the QR code on your ticket. Link your ticket to start making VQ reservations.

Step 3



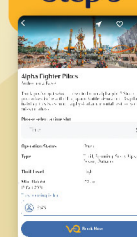
You may create a group in the app by linking the tickets of your family and friends so that you can enjoy the attractions together using the same VQ reservation time slot.

Step 4




Select the attraction you want to make a VQ reservation for, at no additional charge.

Step 5



Confirm the selection for your VQ reservation and your booking is successful.

Step 6



To redeem, go to the VQ entrance of the ride/attraction at the stated time slot, then scan the QR code in "My VQ Reservations" on the app.



Photo+ is a unique experience using facial recognition to capture priceless memories of you and your loved ones during the Genting SkyWorlds visit. All you need to do is download the Genting SkyWorlds app to preview all your exciting memories. Get a Photo+ Pass with one affordable price to unlock unlimited, highly-shareable digital contents instantly and print them in a wide range of photo memorabilia at any of the photo sales locations.



To begin your best-picture-memory experience, follow the below steps:



Step 1
Download the Genting SkyWorlds mobile app.



Step 2
Go to "My Photo+" and preview all your photo captures on your mobile device.



Step 3
Present your Photo+ QR at any photo sales locations to create your personalized photo mementos.



Begin your adventures above the clouds with the official Genting SkyWorlds mobile app. You can purchase Park Passes, check wait times for rides/attractions and shows, browse the park guide, make VQ reservations, get recommended itineraries and so much more!

V1.0

www.gentingskyworlds.com

TIPS & INFORMATION

Guest Services

Visit the one-stop centre for park information, lost & found, services and assistance including ticket upgrades, passes inquiries and more. Find them at Studio Plaza and SkyAvenue Gateway.

First Aid Services

In case of any emergency, first aid kits are available throughout the park for use by trained medical professionals only. First aid room can be found at Studio Plaza and SkyAvenue Gateway.

Baby Changing Room

Located next to the washrooms at multiple locations around the park with diaper changing facility.

Automated Teller Machine (ATM)

ATMs are located at Studio Plaza and Central Park-Asteroid Arcade to provide service of basic transactions.

Smoking Area

For the comfort of our guests, smoking is allowed at the designated areas only. Please look for the smoking symbol for specific smoking locations or ask a Team Member.

Cashless Payment

Genting SkyWorlds is a cashless theme park. We accept GeMCash, Genting Points, Debit/Credit card, and QR Pay for all purchases throughout the park.

Package Pick-up

Available at Studio Emporium in Studio Plaza. Purchases made anywhere in the park will be sent here.

Stroller & Wheelchair Rentals

Strollers and wheelchairs are available for your convenience when visiting Genting SkyWorlds. The facility is located at SkyAvenue Gateway.

Readmission Policy

Guests may re-enter the park within the ticket's validity period by registering their biometric at the turnstile upon arrival or before exit the park.

Lockers

Store your personal items at an affordable rate while you have fun at Genting SkyWorlds. Find them at Studio Plaza, Rio, Andromeda Base and SkyAvenue Gateway.

Prayer Room

Muslim guests may access prayer rooms located at Rio and SkyAvenue Gateway.

Charging Station

Keep your devices charged and connected at all times. Charging device is available for rent at a fee. Please look for the charging station symbol at Studio Plaza, Ice Age - Buck's Cafe, Andromeda Base, Central Park - Asteroid Arcade, and SkyAvenue Gateway.

Automated External Defibrillators (AED)

In case of any emergency, AEDs are available throughout the park for use by trained medical professionals only.

Wireless Internet Access (Wi-Fi)

To access complimentary Wi-Fi, simply connect to Genting SkyWorlds network on your personal mobile devices or computer.

Queue Etiquette

Please respect fellow Guests while queuing. Guests should not jump ahead of others in the queue and should be mindful not to bump or push others while waiting.

CCTV

Genting SkyWorlds premise is under video (CCTV) surveillance. Images captured may be shared with law enforcement agencies for safety and security purposes.

SAFETY GUIDELINES

Safety of the guests and team members are our top priority. Hence, we have taken the necessary steps to introduce additional safety measures to ensure that everyone is safe and sound in the park. Here are some guidelines to follow during your visit.



BE SAFE AND PRACTISE PHYSICAL DISTANCING



We are happy to answer your questions. Look for a Team Member with a Genting SkyWorlds nametag and just ask!



TM and © GENTING GROUP. All Rights Reserve